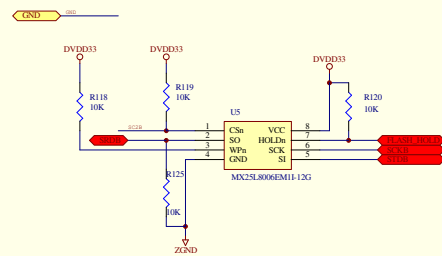
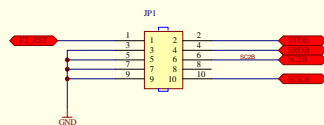


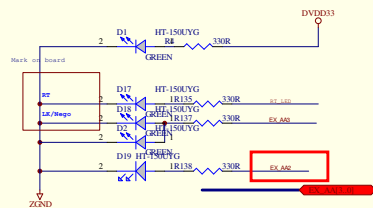
SPI Flash BOOTLOAD



SPI Flash Programmer/EYEBOS CONNECTOR



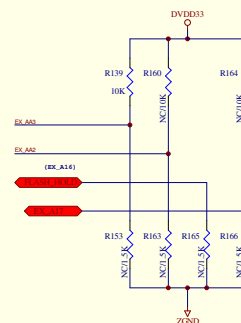
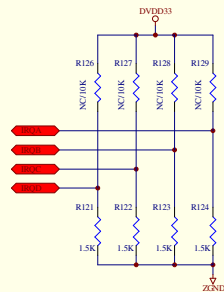
LED DISPLAY



LK/Nego LED:VDSL status led

Idle: slow blinking
Training: fast blinking
Shuttime: continuous light
Packet transmit: fast blinking(option)

BOOT MODE

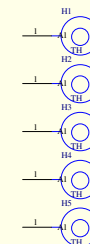


MT2311 Boot Up Strapping

Pin Name	Description	Value=0	Value=1
EX_AA3	BIST	Disable	Enable
IRQ[A,B,C,D]	BOOT FROM	0000 : SPI flash 1110 : SBI HPI mode(CPU) 0101 : EBM Mode 0010 : SPI Slave Mode	
EX_[A17,A16]	EBM BOOT MII mode	00 : SMI 01 : MII 10 : GMI 11 : RGMII	
EX_A16	HPI Mode	8 bit mode	24 bit mode
EX_A17	HPI Mode	single strobe	dual strobe
EX_A17	SPI Slave Mode	HPI	SPI

DIP SWITCH PROFILE SETTING

DIP1 (VDSL)	DIP2-DIP5 (reserved)	DIP4 (VDSL reserved)	DIP5
Off:CO On:CPF	Off:Off:AnnexA-30a(default) On:Off:AnnexA-17a Off:On:AnnexB-30a-997 On:On:AnnexB-17a-997	Off:9dB On:6dB	Reserve



Title			
EVB2311-BLE			
Size	Number	Revision	
B			
Date:	8-Jul-2013	Sheet of	
File:	E-EVB2311-BLE V2-NEVB2311-BLE S-010408		